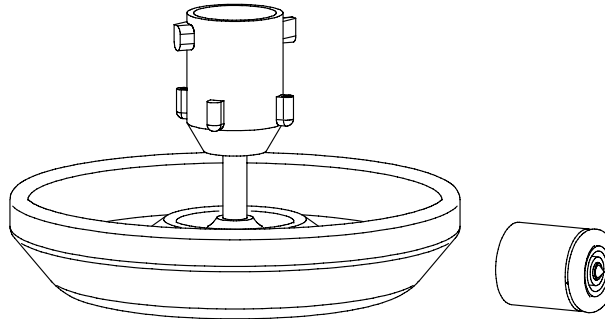
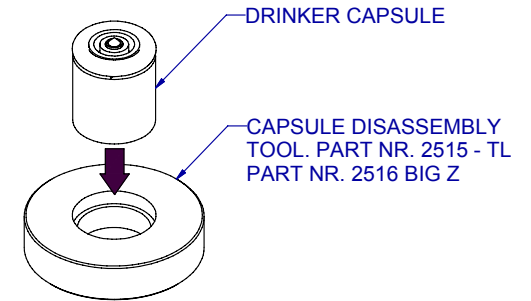


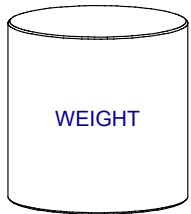
PRESS DOWNWARD ON THE DRINKER ONTO A HARD SURFACE TO EJECT THE DRINKER CAPSULE FROM THE DRINKER BODY



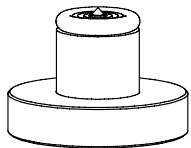
COMPONENTS AFTER DISASSEMBLY



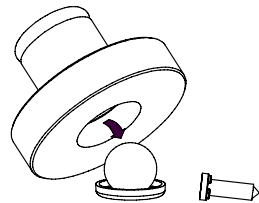
INSERT DRINKER CAPSULE INTO DISASSEMBLY TOOL AS SHOWN



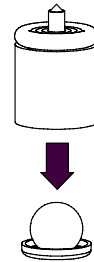
WEIGHT



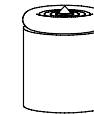
USE A WEIGHT TO PUSH DOWNWARD ON METERING PIN



LIFT UPWARD ON DISASSEMBLY TOOL. THIS WILL LEAVE THE BALL IN THE SEAT AS SHOWN, WHILE EJECTING THE METERING PIN LOOSELY



PLACE METERING PIN INTO THE CAP. PLACE BALL INTO THE SEAT, AS SHOWN. PRESS CAP DOWNWARD ONTO THE BALL/SEAT COMBINATION UNTIL THE CAP BOTTOMS OUT ONTO A TABLE OR SMOOTH SURFACE



PRESS CAPSULE INTO DRINKER BODY AS FAR AS YOU CAN

